Multiple District 9

As of October 2026 Cumulative

Year	New Clubs	Dropped Clubs	Gain/ Loss Clubs	New Members	Charter Members	Reinstate Members	Transfer Members	Total Member Added	Total Members Dropped	Gain/ Loss Members
2022-2023	0	11	-11	513	7	19	48	587	859	-272
2023-2024	1	3	-2	481	20	33	16	550	705	-155
2024-2025	0	13	-13	369	0	34	17	420	783	-363
2025-2026	1	9	-8	391	26	57	13	487	705	-218
2026-2027	0	1	-1	116	0	2	8	126	129	-3
Average	**0**	**7**	**-7**	**374**	**11**	**29**	**20**	**434**	**636**	**-202**

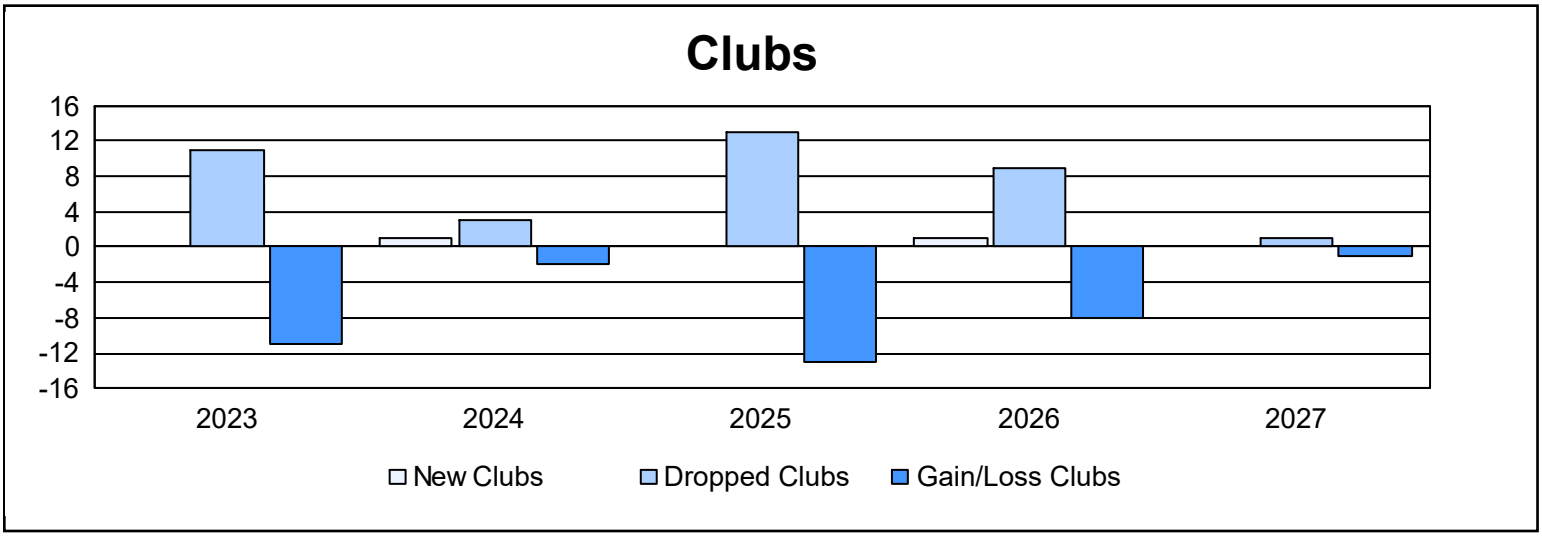

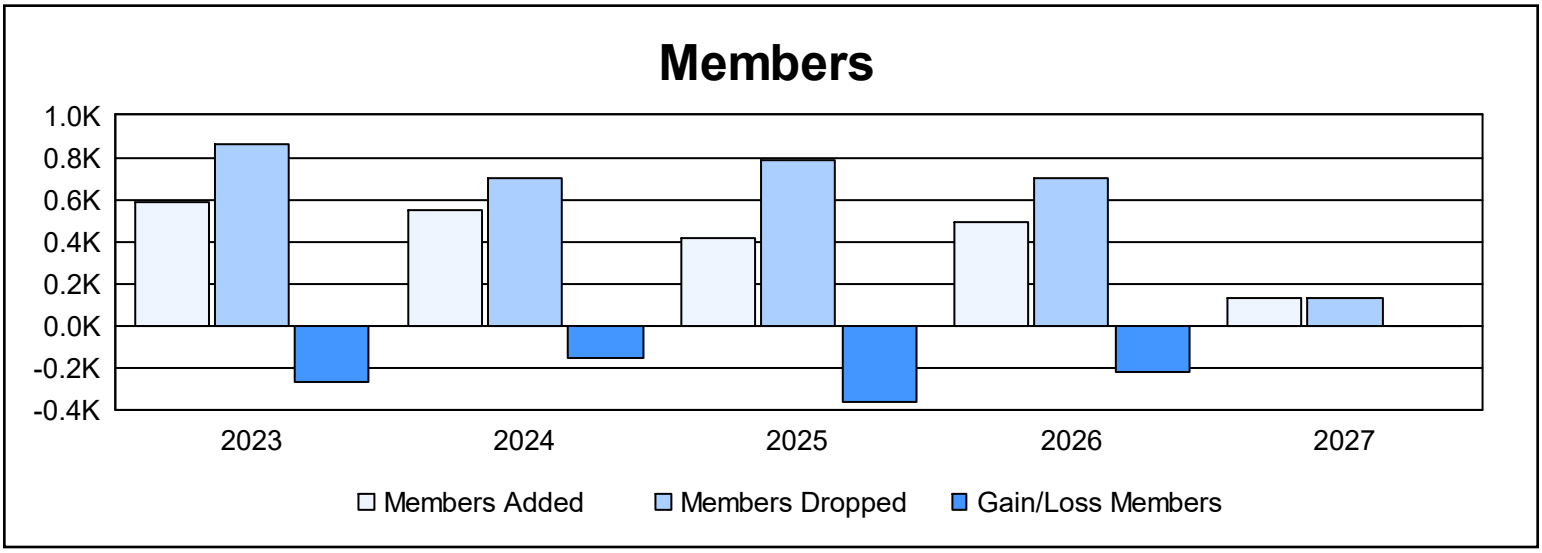

Membership Composition

October 2026 Cumulative

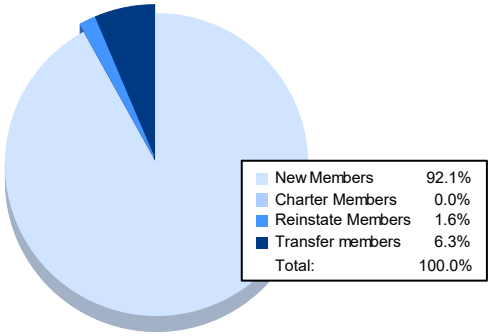

New Members	92.1%
Charter Members	0.0%
Reinstate Members	1.6%
Transfer members	6.3%
Total:	100.0%

Gender Composition

October 2026 Cumulative

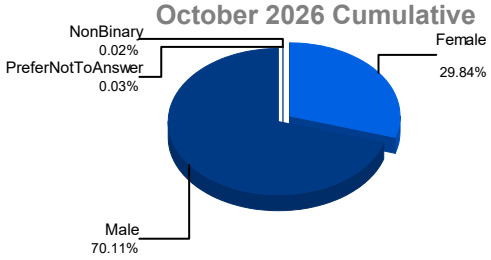

Female	29.84%
Male	70.11%
PreferNotToAnswer	0.03%
NonBinary	0.02%
Total:	100.00%